
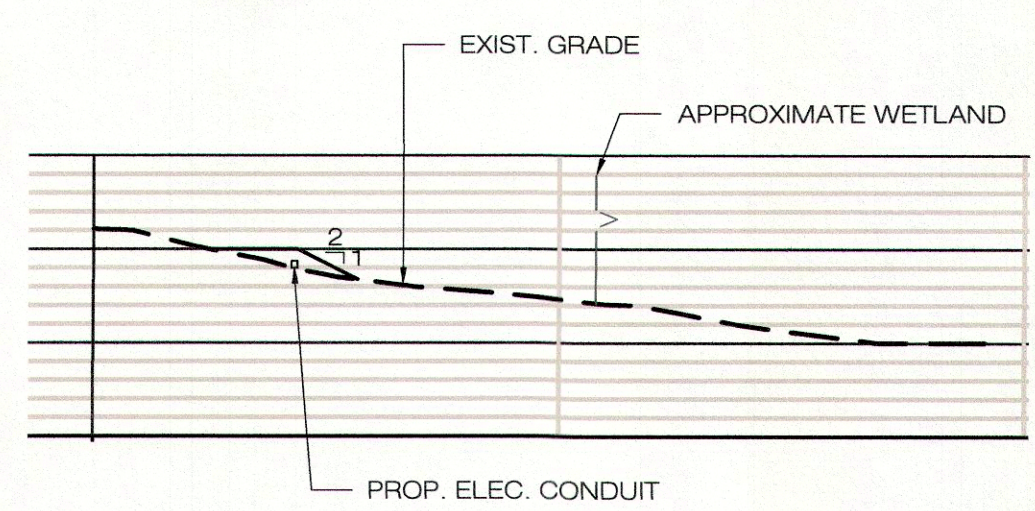


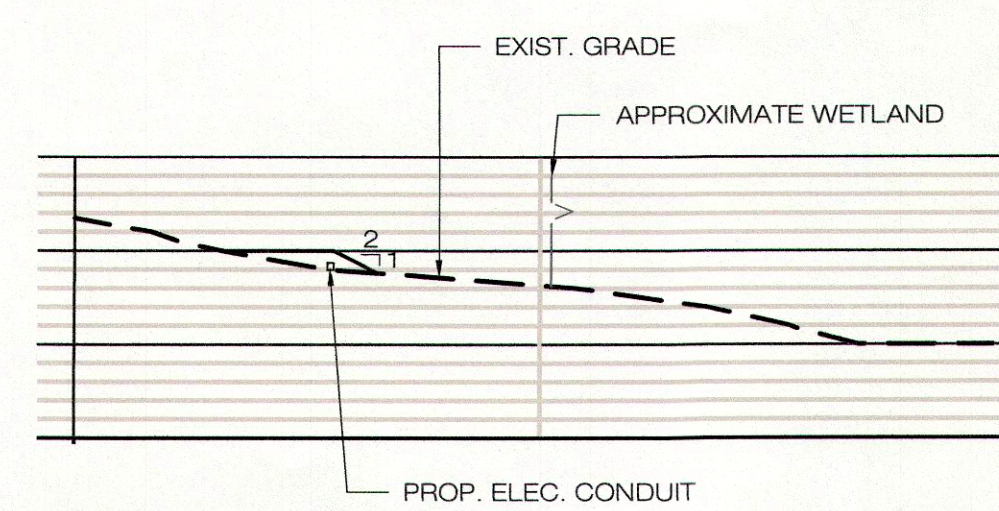
1 INTERCONNECTION PLAN
SCALE: 1" = 60'-0"
60 0 30 60 120
(IN FEET) 1 inch = 60 ft.



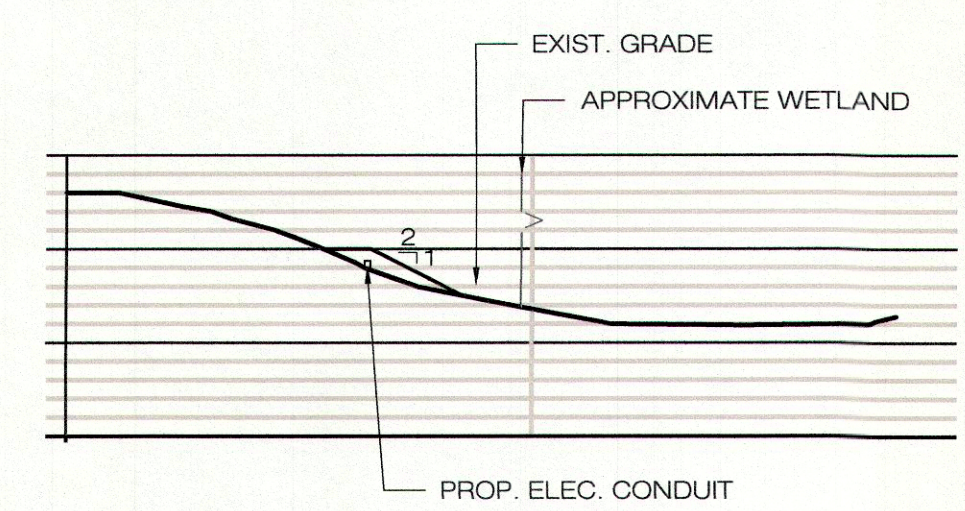
SAMPLE UTILITY SUPPORT STRUCTURE



SECTION A-A
SCALE: HORIZONTAL: 1" = 10'-0"
VERTICAL: 1" = 10'-0"



SECTION B-B
SCALE: HORIZONTAL: 1" = 10'-0"
VERTICAL: 1" = 10'-0"



SECTION C-C
SCALE: HORIZONTAL: 1" = 10'-0"
VERTICAL: 1" = 10'-0"

VEROLOGY

**ALL-POINTS
TECHNOLOGY CORPORATION**

3 SADDLEBROOK DRIVE PHONE: (860)-663-1697
KILLINGWORTH, CT 06419 FAX: (860)-663-0935
WWW.ALLPOINTSTECH.COM

CONCEPT		
NO	DATE	REVISION
0	10/28/20	FOR REVIEW: BJP
1		
2		
3		
4		
5		
6		

DESIGN PROFESSIONAL OF RECORD
PROF: BRADLEY J. PARSONS P.E.
COMP: ALL-POINTS TECHNOLOGY CORPORATION
ADD: 3 SADDLEBROOK DRIVE
KILLINGWORTH, CT 06419
OWNER: LCS ESSEX MEADOWS LLC
ADDRESS: 30 BOKUM RD
ESSEX, CT 06426

ESSEX MEADOWS SOLAR
SITE 30 BOKUM RD
ADDRESS: ESSEX, CT 06426
APT FILING NUMBER: CT590260
DATE: 10/28/20
DRAWN BY: CSH
CHECKED BY: BJP

SHEET TITLE:
INTERCONNECTION PLAN

SHEET NUMBER:
SK-1